

8' x 10' Conex - SCE

# SHELL EXPLORATION AND PRODUCTION COMPANY

## LIFTED EQUIPMENT CERTIFICATION FORM

Shell Purchased:  Supplier: \_\_\_\_\_

Rental Equipment:  Owner (Vendor): Tanks A Lot, Inc.

Tare Weight (Lbs): **TARE** 3,000#  
(Empty weight of container, tank, package, skid, etc)

Working Load Limit (Lbs): **WLL** 19,000#  
(Weight of liquid in tank, items in container, etc.)

Maximum Gross Weight (Lbs): **MGW** 22,000#  
(Tare weight + working load limit = Max Gross Weight)

Floor Area Loading (# Per Square Foot) **PSF** 309 PSF  
(Allowable floor area loading for containers or buildings)

Unique Identification Number: **UIN** See Bottom  
(For rental equipment only)


I certify that the above described lifted equipment is designed for offshore dynamic lifting in accordance with the provisions of API RP 2A (latest edition) and SEPCo Document OPS0055 (latest edition).

John W. Angers, P.E.

3/21/08

Registered Professional Engineer (Civil or Structural)

Date



Notes:

- 1 Owners of rental equipment shall keep a copy of this form on file for duration of equipment life and shall submit a copy to Shell upon request.
- 2 ISO blocks/connectors are not permitted to be used as lifting attachment points

Design:

SCE - 1-10	SCE - 12-10	SCE - 35-10	SCE - 47-10	SCE - 57-10	SCE - 67-10	SCE - 77-10	SCE-87-10	SCE-116-10
SCE - 2-10	SCE - 13-10	SCE - 36-10	SCE - 48-10	SCE - 58-10	SCE - 68-10	SCE - 78-10	SCE-88-10	SCE-117-10
SCE - 4-10	SCE - 14-10	SCE - 37-10	SCE - 49-10	SCE - 59-10	SCE - 69-10	SCE - 79-10	SCE-89-10	SCE-118-10
SCE - 5-10	SCE - 15-10	SCE - 38-10	SCE - 50-10	SCE - 60-10	SCE - 70-10	SCE - 80-10	SCE-90-10	SCE-124-10
SCE - 6-10	SCE - 21-10	SCE - 39-10	SCE - 51-10	SCE - 61-10	SCE - 71-10	SCE - 81-10	SCE-91-10	SCE-125-10
SCE - 7-10	SCE - 24-10	SCE - 40-10	SCE - 52-10	SCE - 62-10	SCE - 72-10	SCE - 82-10	SCE-92-10	SCE-126-10
SCE - 8-10	SCE - 25-10	SCE - 43-10	SCE - 53-10	SCE - 63-10	SCE - 73-10	SCE - 83-10	SCE-94-10	SCE-127-10
SCE - 9-10	SCE - 33-10	SCE - 44-10	SCE - 54-10	SCE - 64-10	SCE - 74-10	SCE - 84-10	SCE-95-10	SCE-128-10
SCE - 10-10	SCE - 34-10	SCE - 45-10	SCE - 55-10	SCE - 65-10	SCE - 75-10	SCE - 85-10	SCE-96-10	SCE-129-10
		SCE - 46-10	SCE - 56-10	SCE - 66-10	SCE - 76-10	SCE - 86-10	SCE-97-10	SCE-130-10
							SCE-115-10	



8' x 10' Conex - SCE

# SHELL EXPLORATION AND PRODUCTION COMPANY

## LIFTED EQUIPMENT CERTIFICATION FORM

Shell Purchased:  Supplier: \_\_\_\_\_

Rental Equipment:  Owner (Vendor): Tanks A Lot, Inc.

Tare Weight (Lbs): **TARE** 3,000#  
(Empty weight of container, tank, package, skid, etc)

Working Load Limit (Lbs): **WLL** 19,000#  
(Weight of liquid in tank, items in container, etc.)

Maximum Gross Weight (Lbs): **MGW** 22,000#  
(Tare weight + working load limit = Max Gross Weight)


Floor Area Loading (# Per Square Foot) **PSF** 309 PSF  
(Allowable floor area loading for containers or buildings)

Unique Identification Number: **UIN** See Bottom  
(For rental equipment only)

I certify that the above described lifted equipment is designed for offshore dynamic lifting in accordance with the provisions of API RP 2A (latest edition) and SEPCo Document OPS0055 (latest edition).

John W. Angers, P.E.  
Registered Professional Engineer (Civil or Structural)

7/2/08  
Date



- Notes
- 1 Owners of rental equipment shall keep a copy of this form on file for duration of equipment life and shall submit a copy to Shell upon request.
  - 2 ISO blocks/connectors are not permitted to be used as lifting attachment points

Design:

SCE-132-10	SCE-141-10	SCE-149-10	SCE-161-10	SCE-169-10	SCE-177-10	SCE-202-10
SCE-133-10	SCE-142-10	SCE-150-10	SCE-162-10	SCE-170-10	SCE-178-10	SCE-203-10
SCE-134-10	SCE-143-10	SCE-151-10	SCE-163-10	SCE-171-10	SCE-196-10	SCE-211-10 THRU SCE-218-10
SCE-135-10	SCE-144-10	SCE-152-10	SCE-164-10	SCE-172-10	SCE-197-10	SCE-231-10 THRU SCE-236-10
SCE-136-10	SCE-145-10	SCE-153-10	SCE-165-10	SCE-173-10	SCE-198-10	SCE-188-10 THRU SCE-195-10
SCE-137-10	SCE-146-10	SCE-154-10	SCE-166-10	SCE-174-10	SCE-199-10	SCE-238-10 THRU SCE-250-10
SCE-138-10	SCE-147-10	SCE-159-10	SCE-167-10	SCE-175-10	SCE-200-10	
SCE-140-10	SCE-148-10	SCE-160-10	SCE-168-10	SCE-176-10	SCE-201-10	

# Shell Exploration and Production Company (SEPCo)

## Lifted Equipment Certification Form

Shell Purchased  Supplier: \_\_\_\_\_

Rental Equipment  Owner (Vendor): Tanks-A-Lot, Inc.

Tare Weight (lbs.): 3,000 lbs.  
(Empty weight of container, tank, package, skid)

Working Load Limit (lbs.): 19,000 lbs.  
(Weight of liquid in tank, items in container, etc.)

Maximum Gross Weight (lbs.): 22,000 lbs.  
(Tare Weight + Working Load Limit - Max Gross Weight)

Floor Area Loading (psf): 237 psf  
(Allowable floor area loading for containers or buildings)

Unique Identification Number: 8'x10' SCE  
See Below  
(For Rental Equipment Only)


I certify that the above-described lifted equipment is designed for offshore dynamic lifting in accordance with the provisions of API RP2A (latest edition) and SEPCo Document OPS0055 (latest edition).

  
Toby G. Dugas, P.E.

Registered Professional Engineer (Civil or Structural)

23-Sep-2014

Date



Seal

Notes: 1. Owners of rental equipment shall keep a copy of this form on file for duration of equipment life and shall submit a copy to Shell upon request.  
2. ISO blocks/connectors are not permitted to be used as lifting attachment points.

SCE-265-10 THROUGH SCE-310-10